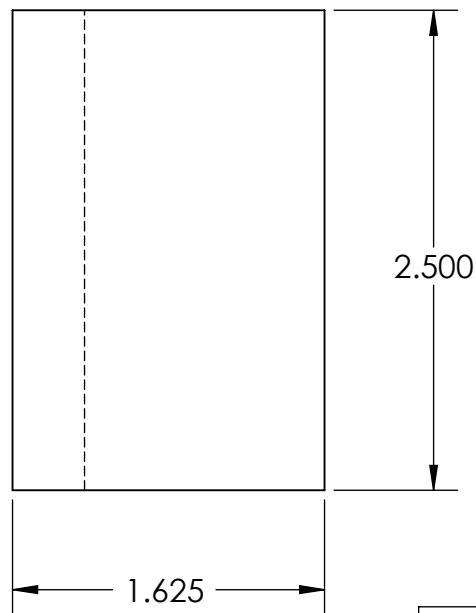
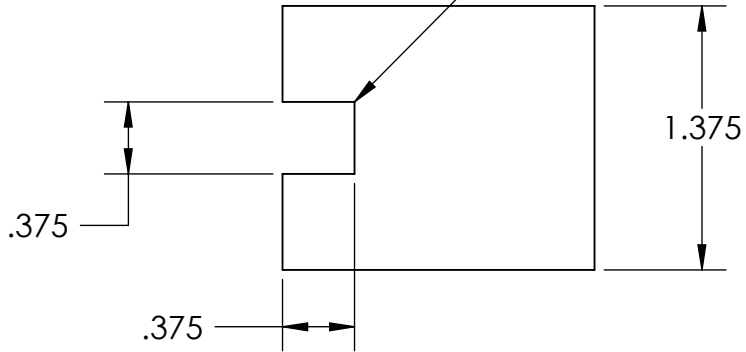
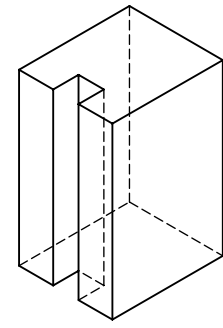


THE INFORMATION CONTAINED IN THIS DRAWING IS THE SOLE PROPERTY OF RAY-VIN, INC. ANY REPRODUCTION IN PART OR WHOLE WITHOUT THE WRITTEN PERMISSION OF RAY-VIN, INC. IS PROHIBITED. CONTACT:
 RAY-VIN, INC., 1844 MT CELLO RD
 MARIANNA, FL 32448-5365
 1-850-482-7562 email: rvb@ray-vin.com
 www.ray-vin.com

FOR SMOOTH WORKING FIT ON THE PUSHER GUIDE



NEXT ASSY	USED ON
APPLICATION	

ITEM NO.	PART OR IDENTIFYING NO.	NOMENCLATURE OR DESCRIPTION	MATERIAL SPECIFICATION	QTY REQD	
PARTS LIST					
UNLESS OTHERWISE SPECIFIED DIMENSIONS ARE IN INCHES TOLERANCES ARE: FRACTIONS .XX+ .XX + 1 DECIMALS .XXX+.XXX ANGLES		CAD GENERATED DRAWING, DO NOT MANUALLY UPDATE	RAY-VIN, INC. OAK M1 CLIP LOADER PUSHER BODY		
		APPROVALS			DATE
		DRAWN			RVB JULY 2010
		CHECKED			
		RESP ENG			
		MATERIAL	-		
		FINISH	-		
		MFG ENG			
		QUAL ENG			
		DO NOT SCALE DRAWING			
SIZE	DWG. NO.	CL-PBDY		REV.	
A					
SCALE	CAD FILE:	SHEET		OF	